

Sika – a Global Player in Speciality Chemicals for Construction and Industry



Sika is a globally active company in the speciality and construction chemicals business. It has subsidiary manufacturing, sales and technical support facilities in over 70 countries around the world. Sika is the global market and technology leader in waterproofing, sealing, bonding, dampening, strengthening and the protection of buildings and civil engineering structures. Sika has approx. 12'000 employees worldwide and is therefore ideally positioned to support the success of its customers.

Also Available from Sika



Cairo Office :

222 El Hegaz Street, Heliopolis
P.O. Box 2943 El Horria (11361)
Cairo , Egypt.
Tel :+202 - 26235032 / 4
Fax :+202 - 26235637
Mob :+2012-3999700

Obour Factory :

1st Industrial Zone (A)
Section # 10 ,Block 13035
Elobour City , Egypt.
Tel :+202 - 46100714 (8 lines)
Fax :+202 - 46100759
Mob :+2012-3908822 / 55

Alex Office :

4 Mohamed Masoud Street,
Behind Olimpy Club
Alexandria , Egypt.
Tel :+203-4244601 / 2 / 5
Fax :+203-4244604
Mob :+2012-3909922

www.sika.com.eg

Our most current General Sales Conditions shall apply.
Please consult the Product Data Sheet prior to any use and processing.



Sika® Technology and Concepts for Flooring and Coating



Project Reference

Date	Project	Location	Material / Quantity
Civil Eng			
2005	Ministry of Internal Affairs	Cairo	Stafford 204 (1000m ²)
2005	Smart Village (Wjg1314)	Suez	Stafford 204 (1000m ²)
2005	ECG	Suez	Stafford 201 (1000m ²)
2005	Yachara	Suez	Stafford 201 (1000m ²)
2005	Intercomms	Cairo	Stafford 0-204 (1000m ²)
2005	El-Sabah	El-Dokki	Stafford 0-02 00 (1000m ²)
2005	Armsys - Factory	Alexandria	Stafford 0-02 00 (1000m ²)
2005	Yi-Ode	Suez	Stafford 0-02 00 (1000m ²)
2005	El-Hay Bank Club	Alexandria	Stafford 0-02 00 (1000m ²)
2005	Bevco Factory	Cairo	Stafford 0-02 00 (1000m ²)
2005	Wafco	Cairo	Stafford 0-02 00 (1000m ²)
2005	BAFA	A-Nubarya	Stafford 0-02 00 (1000m ²)
2005	Government	El-Fai El-Masr	Stafford 0-02 00 (1000m ²)
2005	BAFA	A-Nubarya	Stafford 0-201 (1000m ²)
2005	Armed Forces	Shoubra	Stafford 0-02 00 (1000m ²)
2005	BAFA	A-Nubarya	Stafford 0-201 (1000m ²)
2005	BAFA	A-Nubarya	Stafford 0-204 (1000m ²)
2005	El-Sabah	Shoubra City	Stafford 204 (1000m ²)
2005	Egypt Bank	Stafford 0-02 00 (1000m ²)	
2005	A.S.B	Cairo	Stafford 204 (1000m ²)
2005	Government	Kah El-Sagat	Stafford 0-02 00 (1000m ²)
2005	Magis Gallery	Cairo	Stafford 204 (1000m ²)
2005	A.S.B	Cairo	Stafford 0-02 00 (1000m ²)
2005	Bevco	Cairo	Stafford 204 (1000m ²)
2005	Magis Gallery	Cairo	Stafford 204 (1000m ²)
2005	Waco	Bay Al-Masr	Stafford 0-02 00 (1000m ²)
2005	Shaw Factory	Suez	Stafford 0-201 (1000m ²)
2005	A.S.B	Cairo	Stafford 0-204 (1000m ²)
2005	Ministry of Finance	1 st of October City	Stafford 204 (1000m ²)
2005	Waco (Shoubra)	Ashraf	Stafford 201 (1000m ²)
2005	Magis Gallery	Cairo	Stafford 204 (1000m ²)
2005	Delly	1 st of October	Stafford 0-02 00 (1000m ²)
2005	Salt Factory	10 th of Ramadan City	Stafford 0-02 00 (1000m ²)
2005	A.S.B	Cairo	Stafford 204 (1000m ²)
2005	American Contractors	Cairo	Stafford 0-201 (1000m ²)
2005	Wafco	Cairo	Stafford 02 00 (1000m ²)
2005	Jumana	1 st of October	Stafford 0-02 00 (1000m ²)
2005	Magis Gallery	Cairo	Stafford 204 (1000m ²)
2005	Armed Forces	Port-Said	Stafford 0-02 00 (1000m ²)

Project Reference

Date	Project	Location	Material / Quantity
2005	Waco (Shoubra)	Ashraf	Stafford 201 (1000m ²)
2005	DellyPharm	10 th of Ramadan City	Stafford 204 (1000m ²)
2005	Waco	1 st of October	Stafford 0-02 00 (1000m ²)
Epoxy Mortar			
2005	Armsys Factory	Alexandria	Stafford 0-02 (1000m ²)
2005	Armed Forces	Cairo	Stafford 0-02 1 10 (1000m ²)
2005	Concrete Mortar	Alexandria	Stafford 0-02 (1000m ²)
2005	Shiba	Port-Said	Stafford 204-Pu-Con (1000m ²)
2005	EPIC	Cairo	Stafford 204-Pu-Con (1000m ²)
2005	BAFA	A-Nubarya	Stafford 0-02 1 10 (1000m ²)
2005	El-Sabah	El-Dokki	Stafford 0-02 (1000m ²)
2005	Waco (Shoubra)	Ashraf	Stafford 0-02 1 10 (1000m ²)
2005	BAFA	A-Nubarya	Stafford 0-02 1 10 (1000m ²)
2005	El-Hay Bank Club	Alexandria	Stafford 0-02 (1000m ²)
2005	Apco	Bay-Sud	Stafford 0-02 (1000m ²)
2005	Waco	1 st of October	Stafford 204-Pu-Con (1000m ²)
Self Levelling			
2005	Intercomms	Cairo	Stafford 0-204 (1000m ²)
2005	Armed Forces	Cairo	Stafford 0-02 SL (1000m ²)
2005	BAFA	A-Nubarya	Stafford 0-02 SL, Filter Bed (1000m ²)
2005	Waco (Shoubra)	Ashraf	Stafford 0-02 (1 1) (1000m ²)
2005	Waco	Bay Al-Masr	Stafford 0-02 SL, 1 1 Filter 1 (1000m ²)
2005	BAFA	A-Nubarya	Stafford 0-02 SL (1000m ²)
2005	Amical	El-Fayyum	Stafford 201 (1000m ²)
2005	Pharmaport	1 st of October	Stafford 0-02 SL, Filter Bed (1000m ²)
2005	El-Sabah	El-Dokki	Stafford 0-201 SL (1000m ²)
2005	Delly Pharm	10 th of Ramadan City	Stafford 02 SL, 1 1 (1000m ²)
2005	Waco (Shoubra)	Ashraf	Stafford 02 (1000m ²)
2005	Bevco	Cairo	Stafford 02 SL, 1 1 (1000m ²)
2005	American Contractors	Cairo	Stafford 0-02 SL (1000m ²)
2005	Apco	Bay-Sud	Stafford 0-02 SL, 1 1 Filter 1 (1000m ²)
2005	Sally Dean	Cairo	Stafford 0-02 SL (1000m ²)
2005	Chemica	10 th of Ramadan City	Stafford 0-02 SL, 1 1 Filter 1 (1000m ²)
2005	Chemica	10 th of Ramadan City	Stafford 0-02 SL, 1 1 Filter 2 (1000m ²)
Anti Slick			
2005	Youssef Nigem	Shoubra	Stafford 0-204 (1000m ²)
2005	Intercomms	Cairo	Stafford 0-202 AS (1000m ²)
2005	Armed Forces	Cairo	Stafford 0-202 AS (1000m ²)
2005	Waco	1 st of October	Stafford 0-202 AS (1000m ²)
2005	Armed Forces	Cairo	Stafford 0-202 AS (1000m ²)



Product Mixing

Each Sikafloor® product needs to be thoroughly mixed prior to application. The mixer used should always be of a low speed, compulsory/forced action type.



Drill and Mixing Paddle

This tool is only recommended for unified binders. Premix Comp. A first. Then add Comp. B and mix for a minimum of 3 minutes until the mix is fully homogeneous.



Double Mixing Paddle (free hand or on a stand)

This is the ideal tool for all blind binder systems as well as for mortar mixes. First of all, mix Component A + B together, put the premixed A + B Component or liquid binder in the mixing pot, and then add Powder Comp. C while stirring. Mix for a minimum of 3 minutes until the mix is fully homogeneous.



Forced Action Pan Mixer

This machine is designed for the correct mixing of all types of mortar and screed. First of all, put the powder component in the mixing pot, and then add the premixed A + B Component or liquid binder while stirring. Mix for a minimum of 3 minutes until the mix is fully homogeneous.



The Sikafloor® Application Procedure Application Tools



Barrel cart modified for drum handling with Application Trolley.



Application Trolley allows easy movement of drums on site.



Mixing gauge, adjustable for every mixing ratio and every drum size.



Finishing of a broadcast floor with a straight trowel or "squeegee" blade.



Primer application with medium-grip roller.



Spiked rollers: Left a steel roller - right a plastic roller, to remove entrapped air.



Application of Sikafloor® 204 Thixo high build coating with a spiked roller.



Flow thickness and control.



Typical pumps for processed cementitious screeds such as the Sikafloor® Level range.



Power float with a variable speed control for trowel finishing of concrete and resin floors.



Note: For more detailed information, please refer to: www.sika.com

Sika® Technology and Concepts for Flooring Systems and Applications

As one of the world-wide market leader in construction industry, Sika has a strong focus on flooring and coating systems and applications. Sika provides full range of flooring and coating solutions to meet the latest standards and requirements in the construction industry.


To help and support the customer to find the systems to fit to his project requirements, we publish this brochure and this selector guide. In this brochure the customer will find a basic range of the best performing solutions. In addition there are project specific flooring and coating solutions available, which are not listed in this brochure. These solutions can be found in related leaflets or on the internet: www.sika.com, where they are regularly updated.

Beside flooring and coating systems, Sika is a full range supplier for construction solutions. With the "Floor to Floor / Basement" approach, Sika is the only one stop shop partner. To understand the full support in your region, please contact your local Sika Company.

Your Sika Flooring and Coating Team

Content

Sika's Industrial Flooring Capability	4
Sikafloor® Solutions for Storage, Logistics and Sales Areas	6
Sikafloor® Solutions for Production and Processing Areas	14
Sikafloor® and SikaGuard® for Cleanroom Areas	20
Sikafloor® Solutions for ESD- and Conductive Requirements	22
Sikafloor® Solutions for Multi-Storey and Underground Car Parks	26
Sikafloor® Solutions for Commercial and Public Buildings	30
Sikafloor® and SikaGuard® Solutions for Tank and Bund Lining	36
Sika® Agip® Solutions for Acid Proof Coatings and Linings	38
SikaGuard® Solutions for Walls and Ceilings	40
Design and Construction with Sika Flooring Systems	43
Life Cycle Management and Total Quality Management	42
Ordering and Joining for Flooring Solutions	43
Project Related Performance Requirements	44
Time is Money - Cut the Waiting Time in Both New Construction and Repair Works	47
The Sikafloor® Application Procedure	48
Sika® Solutions from Floor to Roof	53



Introduction

Large quantities of goods have to be produced quickly and on time for an efficient economy to function. In the manufacturing industries where these goods are produced, handled and stored, the production lines, warehouses, loading bays etc., all need to have the flooring designed and adapted to suit the specific conditions of each area operation.

It is always essential to ensure that the stresses generated are not higher than the strength of the flooring system. Therefore, fully understanding the area operations and the floors performance requirements are most important. This includes the mechanical and chemical resistance, slip wear of driving, and dust prevention etc.

New Buildings

Concrete slabs with mix designs using **Sikament®** or **Sika® ViscoCrete® 900** technology form a sound foundation and allow accurate levels with falls to be achieved.

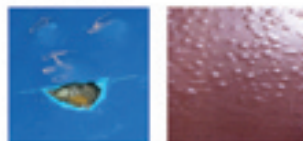
Sikafloor® "dry shake" solutions are applied as dry powders, directly onto the surface of the freshly laid concrete and then powerfully finished. The special ingredients release excess moisture from the concrete, which results in the material forming at a very low water-cement ratio and monolithically with the base concrete. This creates an integrated and extremely hard-wearing floor.

Concrete surface hardeners, joint curing and surface sealing compounds complete the **Sikafloor®** range.

Additionally, **Sika® EpoCem®** Technology can also be used as a temporary moisture barrier in order to reduce waiting times for the subsequent vapour-tight floor topping system.

The scheduled flooring start and finish on site, does not always match the overall construction time required (i.e. a necessary waiting time/delay due to substrate condition or environmental limitations etc).

The floor finishes on most construction sites are one of the last applications and so they are usually done under time pressure. If you have to wait until the ideal conditions (pull-off strength 1.5 N/cm² and humidity >= 70% at the concrete slab are achieved), then most flooring materials require a waiting time of at least 28 days, according to their data sheets and the respective standards. You can cut this waiting time significantly by using the unique intermediate layer **Sikafloor® -01** or **-02 EpoCem®**. These can be applied directly onto the new concrete after just 7 to 10 days and also directly on concrete substrates recently prepared by high pressure water jetting, in refurbishment works for example.



Sika® EpoCem® Technology prevents or overcomes waiting times related to coating fresh and damp concrete.

An additional opportunity for the use of **Sikafloor® EpoCem®** is when you are not sure if the concrete slab has an intact waterproofing membrane underneath it or not. Floor moisture can cause serious problems on ground-bearing slabs for many types of resin based floor coatings, frequently leading to blistering or delamination.

The advantages of **Sikafloor® EpoCem®** are based on the unique system components. It consists of an epoxy dispersion in a continuous self-leveling mortar spread. Application thickness varies from 2 to 3 mm, dependent on the system. With this material you can achieve a fully homogeneous, sound and smooth substrate for the floor topping. The combined epoxy-cement matrix forms a temporary barrier against rising moisture and it also provides a high strength substrate.

The uniform and homogeneous intermediate layer allows an overcoating with high solid and high build resin based coatings within a short waiting time of 10 to 30 hours after application. There are no additional surface preparation necessary to achieve a pore free smooth floor.

Schematic of Planned Time Savings with Sika® EpoCem® Technology:

The installation of the floor finishes and the time before additional works can continue or they can be put into operational service, represents a major time factor on many projects. The time saving and cost advantages obtained with **Sika® EpoCem® Technology** can be very substantial.



The Sikafloor® Application Procedure Substrate Inspection and Preparation

The substrate is the basis of a floor, whether it is new or old. Thorough inspection and assessment are essential to determine the correct substrate preparation for a successful flooring system.

A durable bond must be achieved between the new floor system and the substrate.

This requires a dry, sound and clean surface to be prepared, without dust or other contaminants, prior to application of the flooring system.


Measuring the Compressive Strength

The compressive strength of the substrate should not be less than 25 N/mm² (35 MPa). To meet defined loads, a higher strength may be required. It is advisable to take a number of measurements across the floor and in all parts of the proposed installation to confirm suitability of the compressive strength.



Determining the Cohesive Strength

Concrete substrates generally have cement finishes with low strengths in the top few mm. This weak layer must always be removed. Stresses from concrete shrinkage, thermal shock or excessive loading may also lead to reduced cohesive strength. The minimum should be > 1.5 N/mm² (> 1.5 MPa). Any inadequate areas must be removed and replaced.



Substrate Moisture Content

It is extremely important to measure the substrate moisture content because cement based substrates should normally only be coated at a moisture level of < 4% plus. A very simple method for checking moisture presence is the test according ASTM D4263 (Polyethylene sheet) or test 1 m x 1 m of polyethylene sheet, taped to the concrete surface. This should be left in position for at least 24 hours, prior to removal and testing. Any condensed vapour transmission are thereby detected. Substrate moisture greater than 4% by volume or rising moisture (condensed vapour) indicates the need for additional drying time or the use of **Sikafloor® EpoCem® Technology** as a temporary moisture barrier.



Ambient Conditions




If atmospheric climate factors are ignored, serious flooring defects such as poor adhesion, water marks, void formation, irregular surfaces and inadequate curing may occur. The following data must therefore be checked several times a day, before, during and after application to ensure that they are within the system limitations:

- Ambient temperature (air temperature)
- Substrate temperature
- Dew point



Preparation and Cleaning

Areas of weak substrate or surface inclusions will compromise the adhesion characteristics of any installed system, if not fully removed. Surfaces must therefore always be mechanically prepared down to a sound substrate. Any dirt, dust, oil and grease or other contaminants will also reduce or prevent adhesion of any topping, as these must also be removed by thorough cleaning and recouping of all inclusions.



Sikafloor® Solutions for Storage, Logistic and Sales Areas



Requirements

Two-Layer Concrete Slab for Accurate Levels and Falls

- Adjustment of level tolerances




Temporary Moulds Barrier on Self-Smoothing "Green" or Damp Concrete

- For continuous floors with damaged or missing waterproof membranes
- Reduced waiting time to overcast green concrete
- No slabs or lagging when casting damp concrete

Temporary Moulds Barrier on "Green" or Damp Concrete

- For continuous floors with damaged or missing waterproof membranes
- No waiting time on "green" or damp concrete
- No slabs in the finish when casting damp concrete

Design / Build-up



Sika System/Performance

Concrete slab using **SikaKermit®** or **Sika® ViscoCrete® 800** technology. Reinforcing bridge (Sika polymer-modified cement-sand-water), Sika polymer-modified screed with powdered finish.



Power **Sikafloor®-100 WN** Screed **SikaFloor®-01 EpoCem®** Layer Thickness: 2 - 3 mm or **SikaFloor®-02 EpoCem®** Layer Thickness: 4 - 7 mm. Both are 3-component epoxy modified cementitious, self-smoothing screeds. Topping **Sikafloor®** resin is suit.



Concrete slab using on Sika concrete admixture technology. Primer **SikaTop®-Armatex®-110 EpoCem®** Screed **SikaFloor®-02 EpoCem®**. Layer Thickness: 4-8 mm. Use as a moisture barrier for subsequent **Sikafloor®** topping.



* Refer to the CE marking in the brochure and symbols and don't refer to the test code and the test procedure of the tests you do. The proper model performance requirements such as EN are all listed on page 60 to 68.



Rapid Curing

Flooring systems with rapid curing properties can reduce the downtime to a minimum. This is often required during refurbishment, new construction and for low temperature applications. Sika has a complete range of fast curing and accelerated systems.



Floor Coating on Green and Damp Concrete

In many refurbishment and new construction situations, freshly poured concrete must be coated and protected quickly, to reduce the waiting time for specific moisture evaporation from the substrate. Innovative solutions such as **Sika® EpoCem® Technology** can be used.



Crack-Bridging Ability

Static and dynamic crack-bridging properties are often required for floor coating systems in order to adequately protect the substrate, for instance on car parks, streets, otherwise sufficient stress relief and/or movement joints must be incorporated into the structure floor. Sika systems are tested for the crack-bridging performance down to at least -50°C.



Damping of Impact Noise

Public transit and gathering places, such as entrance halls, corridors, fitting and sales areas require higher comfort levels against impact noise and airborne noise transmission. For this reason, flexible Sika flooring systems are recommended. **Sika® SikaKermit®** admixtures are also available to help create floor systems that meet these same objectives (including the new European Part C sound transmission regulations).



Neutral Odour, VOC-Free

Total solids or solvent free systems with neutral odour and low VOC emissions should always be considered where appropriate, such as indoor / enclosed or closed area applications.



Electrical Conductivity/ESD

There is an increasing demand for conductive flooring solutions. These systems are used to protect sensitive devices from damage or to avoid the potentially explosive effects in flammable atmospheres. Sika is a world leader in this technology for both floor and wall coatings. Please also see Pages 23 to 25 of this brochure.



Cleaning and Maintenance

In order to ensure that Sika flooring solutions stay in the best of shape and give years of satisfaction, we provide fully detailed cleaning and maintenance advice and guidelines for your installation in the **Sikafloor®** Cleaning Regime, which is available to download from: www.sika.com.



Thermal Conductivity

Stems can perceive the warmth of a floor to their feet very differently and subjectively. In addition to the ambient room and floor surface temperatures, the thermal conductivity of the substrate is usually the most significant factor. Sika provides highly insulated and elastic **Caribon®** flooring solutions where this is an issue. - Please also refer to Page 22 of this brochure.



Project Related Performance Requirements (continued)



Multiple Colour Shades

The **Sikafloor®** range is available in almost every stable colour shade and special colours can be made to order or matched to a client's requirements.



UV Light Resistance

Where colour is important or where high UV Light radiation exposure is anticipated, suitably resistant and light fast **Sikafloor®** Systems are available.



Resistance to Furniture Castors

The wheels or castors on many chairs and other furniture are relatively small in diameter and therefore can create heavy point loads on the floor. Only suitable flooring systems with proven abrasion resistance should be chosen.



VOC/AMC Emissions

One of the main objectives for flooring and wall coatings in classrooms is to prevent the potentially damaging effects of VOC/AMC's (volatile Organic Compounds) Airborne Molecular Components being released into the atmosphere and affecting the quality of the sensitive materials produced in these areas. The **Sikafloor® GR** systems with the "low odour" in this technology and have been tested to give the best performance on the global market.



For Food Contact

Flooring in the food and beverage industry has to be suitable for direct contact, or to be in close proximity to food stuffs, without adversely affecting them, as well as being able to withstand the extremely intensive cleaning regimes and frequent exposure to aggressive chemicals. Many **Sikafloor®** Systems have full foodstuffs and potable water contact approvals.



Particle Emissions

Classroom suitability also considers all of the additional parameters relevant to the manufacture of the specific products under clean conditions, such as particle emissions. Please also refer to the **Sikafloor® GR** systems on Pages 23 to 25.



Flatness and Level

For providing a smooth (flat) or horizontal (level) surface for low performance requirements, such as prior to the application of final wearing courses like carpets, resilient flooring, wood floors, sports floors or tiling in indoor residential or public access areas, or for high performance specifications requiring extreme values for divided traffic, high storage facilities or pneumatic transport.



Refurbishment

Sikafloor® cementitious, self-smoothing pumped screeds laid from 5 - 25 mm allow the creation of a uniform and levelled surface. These appear permeable and rapid-drying screeds provide very economic solutions. **Sika® EpoCem®** Technology is again frequently used in refurbishment projects or during a change of use, when the existing floors have rising or high moisture contents but need to be overcast.

Racking Areas

Sikafloor® solutions provide a bright coloured floor that can be installed in a wide range of thicknesses and with a variety of surface textures. They are seamless, non-porous and non-flaking with good chemical resistance. These properties make the floor hygienic and easy to clean as well as hard and durable, so they are ideally suited for dry process and racked storage areas.

Cold Storage Areas

Sikafloor® solutions can provide durable flooring solutions for cold storage areas even in the most severe conditions of extreme mechanical, chemical and thermal exposure.



Sikafloor® Solutions for Storage, Logistic and Sales Areas



Requirements

Surface Hardener for Concrete

- Excellent surface hardening
- Good abrasion resistance
- Prevent concrete dusting




Concrete Curing and Sealing, Water Based

- Curing to ASTM C-309
- Prevent dusting
- Seal concrete surface
- Very low VOC

Concrete Curing and Sealing, Solvent Based

- Curing to ASTM C-309
- Sealing and hardening
- Fast film formation

Design / Build-up



Sika System / Performance

1-2 x **Sikafloor®-CureHard-24**
A uniform silicate based liquid hardener spread and brushed into the substrate



Sikafloor®-Preseal W

A one part, water based acrylic emulsion



Sikafloor®-Preseal-22

A one part, transparent, solvent based acrylic resin polymer solution



Detailing and Jointing for Flooring Applications





Drainage Channels/Gullies

Drainage channels/gullies should always be designed to be outside of trafficked areas whenever possible. Falls on the floor should be adequate to discharge liquids as quickly as possible to the channels. When traffic over channels/gullies is unavoidable, considerable attention should be given to the channel areas and cover grating design, as these are the most susceptible areas for premature failures.

Jointing

There is no way to prevent joints in floors, but they are causes of the major damages in flooring applications due to different reasons. Therefore, the proper planning, design of a floor joint, has to be performed with specific precision to prevent the damages. Furthermore, industrial floors require reliable sealants to resist chemical and mechanical wear, such as the floors designed for vehicle traffic or cleaning machines, etc. Sika® solution of the joint sealant is the use of the sealant known and reliable **Sikafloor®-Pre-3 WP** for all types of flooring joints beside expansion joints.

Jointing Design / Build-up



High-Performance Sealant for Flooring

- Compliance for contact with foodstuff, as FDA
- In accordance with relevant international guidelines and standards
- Applicable for damp substrates in floor joints
- High mechanical resistance
- Resistant to floor cleaning machine brushes
- Excellent tear resistance
- Movement capacity 25%
- Resistant against most cleaning agents
- Compatible with Sikafloor® Systems
- Outside free curing
- Easy to apply

Prior: Sika® Primer-3 N

Joint sealant: **Sikafloor®-Pre-3 WP**
A moisture curing 1-part elastic sealant based on polyurethane for flooring.

Joint Dimensions:

Max. Joints width = 10/25 mm



*Note:
1. The 2D graphics in this brochure are all symbols and don't reflect the real size and the real properties of the built joints.
2. The product related performance requirements such as in EN 1504 are listed on page 10 to 12.

Project Related Performance Requirements



Traffic and Mechanical Wear



Heavy and frequent traffic increases physical requirements for mechanical resistance measured as abrasion. Often the greatest wear or exposure occurs in trafficked areas. Trucking aisles or walkways around specialized plant for example, may require different or additional treatment to the surrounding general floor area.

Chemical Resistance



Resistance to chemical attack is a major factor for many floor finishes. Assess the effects on the floor of the individual chemicals present plus their combined or mixed effects and the consequences of any chemical reactions. Higher temperatures usually increase the aggressive nature of chemicals.

Service Temperature



Thermal shock resistance can be a major requirement for floors. It is important to consider not only the temperature of operating machinery and the products in the processes, but also the temperature of adjacent areas. At other end of the scale, the cycle of chemicals and temperature extremes from hot water or steam used for cleaning and cool from steel freezers can represent an extremely demanding environment, which many Sikafloor® systems can readily accommodate.

Slip Resistance



Floor areas may require different degrees of slip resistance, dependent on their environment, i.e. 'wet' or 'dry' processing areas. This is primarily a question of reconciling surface profile and finish, with the demands for ease of cleaning and the type and likelihood of spillages. Generally speaking the greater the profile, the greater the slip resistance.



Fire Resistance



Fire classifications for floors are given by national and local authorities. Floors protected and designed with liquid polymers also have to meet these requirements, which is no problem for Sikafloor® systems.



Hygiene



Today's floors have to fulfil the highest hygiene and increasingly very specific requirements for the prevention of contamination, particularly in the nuclear, pharmaceutical, cosmetic, food, beverage, chemical and electronics industries.



Impact Resistance, Point Loading



In areas where goods are handled such as production areas, warehouses, loading bays etc., compressive and dynamic loads are generated by the movement of these goods or bins, WTCs and pallets etc. It is essential to ensure that the stresses generated are not higher than the strength of the floor topping material and/or the substrate.



Waterproofing



Sikafloor® systems can provide an impermeable seal to protect both the concrete from attack by aggressive liquids and the underlying ground water from the leakage of pollutants. This ensures the reliable containment of these aggressive and environmentally harmful materials.



Requirements

Monolithic Finish for Concrete

- Excellent hardener
- Good abrasion
- Good impact resistance
- Colors available




Tough Monolithic Finish for Concrete

- Tough and durable
- Very good abrasion resistance
- Very good impact resistance

Heavy Duty Monolithic Finish for Concrete

- Excellent abrasion resistance
- Excellent impact resistance
- Extreme durability
- Conductive properties

Design / Build-up



Sika System / Performance

Monolithic concrete slab using

Sikament® or **Sika® ViscoCrete®** SCC technology. Dry shake floor hardener **Sikafloor®-3 SuperTop** applied to the fresh concrete slab before the power float finish, surface cured and dustproofed with **Sikafloor®-Preseal W** or **Sikafloor®-Preseal-22**



Monolithic concrete slab using

Sikament® or **Sika® ViscoCrete®** SCC technology. Dry shake floor hardener **Sikafloor®-3 SuperTop** applied to the fresh concrete slab before the power float finish, surface cured and dustproofed with **Sikafloor®-Preseal W** or **Sikafloor®-Preseal-22**



Monolithic concrete slab using

Sikament® or **Sika® ViscoCrete®** SCC technology. Dry shake floor hardener **Sikafloor®-3 SuperTop** applied to the fresh concrete slab before the power float finish, surface cured and dustproofed with **Sikafloor®-Preseal-22**






Requirements

Water Dispersed, Coloured Roller Coating

- Light to medium wear resistance
- Surface stabilisation
- Prevent concrete dusting
- Coloured

Design / Build-up




Sika System / Performance

2 x Sikafloor®-2030 W
A two part, water dispersed, coloured, epoxy resin based coating.
Total coat thickness: 0.15 – 0.25 mm



Tolerated, Coloured Rigid Coating

- Good wear and abrasion resistance
- Good chemical resistance
- Slip resistance
- Easy cleaning
- Coloured




Primer Sikafloor®-156/161

Coating **Sikafloor®-204 Thixo**
A two part, total solid, coloured, epoxy binder for tolerated coating systems.
Total coat thickness: 0.6 – 0.8 mm



Smooth Coloured Rigid Screen

- High wear and abrasion resistance
- Good impact resistance
- Good chemical resistance
- Medium thermal resistance
- Easy cleaning
- Coloured



Primer Sikafloor®-156/161

Wearing course **Sikafloor®-203 SL**
A two part, coloured epoxy binder for self-smoothing screed systems.
Total coat thickness: 2 – 3 mm



Structural Requirements



The static and dynamic loadings that will be imposed during both construction and service have to be considered. The floor topping must be capable of withstanding these demands, but it can only function as well as the substrate to which it is applied. I.e. the structural concrete slab or screed.

Note: In some instances the floor slabs may require structural strengthening – for example with **Sika® CarboDur®** Composite Strengthening systems.

Colour and Appearance



In addition to providing maximum concrete protection against corrosion liquids and mechanical wear, flooring should also meet easy-care, hygiene, safety and durability requirements with the appropriate colour for the environment. Achievement of both the architect and the customer's requirements always requires consideration of both functional and aesthetic criteria. With **Sikafloor®** systems a wide variety of colours, textures and visual effects can also be produced in floors which provide the overall functional performance.

Key Requirements for Consideration in Selecting a Floor System



Life Cycle Management and Total Quality Management



Design Life



This is possibly the most fundamental criterion and is certainly the first question to ask when selecting a floor: What is the required design life – 2, 5, 10 or 20 years? Is frequent or regular maintenance feasible or desirable? The floor specification must obviously be designed to meet this life expectancy and durability, including the intended maintenance-free periods.

Life Cycle Costing

Different industries have different life cycle expectations for flooring systems. The cleaning and maintenance regime required for the floor has the highest impact on the life cycle cost. Sika can provide optimized flooring solutions to meet all of the specific requirements you may have.

Complete Solutions and Full System Supplier

Sika can provide the complete range of flooring solutions worldwide, including resin based, cementitious and polymer modified products. Additionally, Sika provides the optimum quality and security for any client, specifier and contractor, with services including:

- Preferential project assessment
- Detailing and training prior to and during application
- Cleaning and Maintenance Guidelines




Requirements

Cementitious Self-Smoothing Screed for 5 – 25 mm (Vapour Permeable)

- Smooth, level surface
- Rapid drying
- Vapour permeable
- Thin to medium layer thickness

Design / Build-up




Sika System / Performance

Primer **Sikafloor®-156 WN**
Broadcast with quartz sand
Screed **Sikafloor®-Level -25**
A one-component, polymer modified cementitious screed
Sealer **Sikafloor®-2530 W**
A water based, vapour permeable coating

Cementitious Self-Smoothing Screed for 5 – 25 mm

- Smooth, level surface
- Rapid drying
- Thin to Medium layer thickness




Primer Sikafloor®-156/161

Broadcast with quartz sand
Screed **Sikafloor®-Level -25**
A one-component, polymer modified cementitious screed
Topping **Sikafloor®** resin to suit

Temporary Moisture Barrier or Self-Smoothing "Green" or Damp Concrete

- For cementitious floors with damaged or missing water-proofing membrane
- No waiting time on "green" or damp concrete
- No binders in the finish when coating damp concrete



Primer Sikafloor®-156 WN

Screed **Sikafloor®-01 EpoCem®**
Layer thickness: 2 – 3 mm
or **Sikafloor®-02 EpoCem®**
Layer thickness: 4 – 7 mm
Both are 2-component epoxy modified cementitious, self-smoothing screeds.
Topping **Sikafloor®** resin to suit




Sikafloor® Solutions for Production and Processing Areas



Introduction

The biggest challenges for flooring systems in manufacturing facilities are generally the production areas. The floor not only has to withstand severe exposure, including mechanical, chemical and thermal stresses, but also needs to provide the right degree of slip resistance to meet health and safety requirements. The **Sikafloor®** Systems applied in production areas are based predominantly on Cement, Epoxy and Polyurethane resin technologies. For special requirements, different binder and filler systems are combined to achieve specific properties, e.g. Polyurethane and Cement in the **Sikafloor® PurCem®** range for high temperature and chemical resistance in wet environments. References from over 30 years experience, makes Sika the most professional flooring system supplier for production areas.



Requirements

Smooth, Flexible, High Chemical Resistance, Glass Fabric Reinforced Coating

- High wear and abrasion resistance
- Highest chemical resistance
- Waterproof
- Glass fabric reinforced

Bedding and Jointing Mortar for Acid Proof Tiles




- Good chemical resistance
- Good adhesion to tiles and the substrate
- Easy to clean

High Temperature Resistant Mortar

- Highest resistance to acids
- High resistance to oxidizing agents
- Temperature resistance up to 300 °C
- Good adhesion to acid-resistant bricks

1) The 2D pictures in this brochure are all examples and don't reflect the real size and the real properties of the fully grout.
2) The project related performance requirements such as $\sigma_{t,28}$ are all located page 64 to 66.

Design / Build-up



Sika System/Performance

Primer: **Sika® Asplix® VE** leveling mortar
Wearing course: **Sika® Asplix® VE** + glass fabric

A two-part, highly chemical-resistant, crack bridging, coloured vinyl ester resin binder for glass fabric reinforced coating systems. Total system thickness: approx. 3 mm



Primer: **Sika® Asplix® ET**
Bedding and jointing mortar

Jointing: **Sika® Asplix® ET** bedding and jointing mortar
A two-part, high solid, coloured, rigid, high chemical resistant epoxy based bedding and jointing mortar for laying tiles in chemical, pharmaceutical, food and beverage plants. Total system thickness: depending on the thickness of the tiles



Bedding and jointing: **Sika® Asplix® WB**
A sodium silicate based mortar for the mineral bricks laying of chimneys

Total system thickness: depending on the dimension of the acid-resistant bricks.



38 | 39

Sikagard® Solutions for Walls and Ceilings




For many different exposure and performance reasons, according to the specific industry and scope of use of an area, the application of a protective wall coating is frequently necessary.

The electronic and optical industries need to have surfaces with minimal VOC's (VOC's) or particle emissions, easy to clean and to ensure the area is dust free. For this increasingly demanding market **Sikagard®-183 N CR** already has all of the necessary certification and approvals.

Wine cellars, breweries and other areas where constant high-humidity is present, require wall coatings with fungicidal and bactericidal properties to prevent the growth of mould and bacteria. **Sikagard®-676 W** has the ideal performance for these important areas.

Food & Beverage plants need wall coatings resistant to high-pressure water jetting, detergents and other cleaning agents. **Sikagard® Wallcover® N** is the best solution. It combines good chemical and mechanical resistance and ease of cleaning.



Requirements

Cold Storage (> -10 °C)
Breakfast Coloured ECC Screen

- Medium wear resistance
- Medium thermal shock resistance
- Slip resistance
- Coloured

Cold Storage (> -10 °C)
Breakfast Coloured Rigid Screen

- High wear resistance
- Good chemical resistance
- Medium thermal shock resistance
- Slip resistance
- Coloured





Freezing / Blast-Freezing (> -20 °C)
Smooth Tough Elastic Screen

- High wear resistance
- Thermal shock resistance
- Easy cleaning
- Coloured

High Frost Resistant / Blast Freezing (> -40 °C)
Heavy Duty Resistant Screen

- High wear resistance
- Thermal shock resistance
- Easy cleaning
- Coloured
- Slip resistant

Design / Build-up



Sika System/Performance

Primer: **Sikafloor®-155 WN**
Base coat: **Sikafloor®-101 EpoCem®**

Breakfast with quartz sand
Seal coat: **Sikafloor®-204**
Total layer thickness: 2 - 4 mm



Primer: **Sikafloor®-155-101**
Base coat: **Sikafloor®-203 SL**

A two-part, total solid, coloured, epoxy binder for breakfast systems. Breakfast with quartz sand.
Seal coat: **Sikafloor®-204**
Total layer thickness: 2 - 4 mm



Primer: **Sikafloor®-155-101**
Wearing course: **Sikafloor®-305**

A total solid coloured polyurethane binder for epoxy-plastic thermal shock absorbing self-smoothing screeds.
Total layer thickness: 2 - 3 mm



Primer: Generally not required. If necessary use **Sikafloor®-155-101** fully broadcast with quartz sand.

Wearing course: **Sikafloor®-30 N PurCem®**
Easy trowel grade, heavy duty, 3-4 part modified PC screed.



12 | 13

Production and Processing Areas Dry Areas



Requirements

Coloured Roller Coating

- High wear and abrasion resistance
- Good chemical resistance
- Easy cleaning
- Coloured




Isolated, Coloured Rigid Coating

- Good wear and abrasion resistance
- Good chemical resistance
- Slip resistance
- Easy cleaning
- Coloured

Smooth Coloured Rigid Screed

- High wear and abrasion resistance
- Good impact resistance
- Good chemical resistance
- Excellent thermal resistance
- Easy cleaning
- Coloured

Design / Build-up



Sika System/Performance

2 + Sikafloor®-204

A total solid, economic, coloured high build coating based on epoxy resin.

Total layer thickness: 0.8 – 0.8 mm



Primer: Sikafloor®-156/151

Coating: Sikafloor®-204 Thixoa

A two-part, total solid, coloured, epoxy binder for textured coating systems.

Total layer thickness: 0.8 – 0.8 mm



Primer: Sikafloor®-151

Wearing course:

Sikafloor®-203 SL

A two-part, coloured epoxy binder for self-smoothing screed systems.

Total layer thickness: 2 – 3 mm



*Notes:
1) The 20 graphics in this brochure are all symbols and don't reflect the real status and the real properties of the built-up.
2) The project-related performance requirements such as fire are all listed on page 14 & 15.



Requirements

Smooth Flexible Chemical Resistant Screed

- High wear and abrasion resistance
- High chemical resistance
- Waterproof
- Coloured

Smooth, Rigid, Chemical Resistant Coating and Lining




- High chemical resistance
- Waterproof
- Roller and airless spray application

Smooth, Rigid, Physiological Harmless Lining

- Certified for the use in potable water
- Easy to clean
- Resistant to many different beverages

*Notes:
1) The 20 graphics in this brochure are all symbols and don't reflect the real status and the real properties of the built-up.
2) The project-related performance requirements such as fire are all listed on page 14 & 15.

Design / Build-up



Sika System/Performance

Primer: Sikafloor®-156/151

Wearing course: Sikafloor®-200

A two-part, highly chemically resistant, crack bridging, coloured epoxy binder for self-smoothing screeds.

Total system thickness: approx. 2 mm



Primer: Sikafloor®-155 W N

Base coat: Sikagard®-720 EpoGem®

Seal coat: Sikagard®-63 N

A high solid, coloured, rigid, highly chemically resistant epoxy coating for storage treatment plants.

Total system thickness: ca. 2 – 3 mm



Pure filling mortar: Socoment®-S40

Coating mortar: Socoment®-S40


Seal coat: Sikagard®-120 DW

A total solid, coloured, protective epoxy coating for the interior lining of potable water installations and beverage tanks.

Total system thickness: ca. 3 – 4 mm



Sika® Asplit® Solutions for Acid Proof Coatings and Linings



Secondary Containment

As mentioned in the previous section, the protection of the soil and the groundwater is an increasing demand following on the legislation of most governments and authorities to protect the environment. Sika's leadership in this field has allowed us to develop highly chemically resistant, glass fibre reinforced, easy to apply coating systems that can fulfil all of these increasingly stringent requirements.

New Build

The construction and commissioning of new chemical production plants represents a huge investment. They are designed for a service life time in excess of 20 years, so the durability of the protection for these assets is a very important requirement. Every non-scheduled down time for essential repairs or maintenance

means a serious financial loss to the plant. To prevent this loss Sika provides highly chemically and mechanically resistant protective linings and coating systems, which ensure that production down times can be reduced to a minimum.

Refurbishment

Most existing chemical production facilities need periodic maintenance and refurbishment to make sure that the production process is running smoothly, the protection of the environment is assured and that the safety of the employees is not reduced. Sika is a full range system supplier, able to provide all of the necessary products for a plant's total refurbishment, i.e. cement based mortars for the refurbishment of the concrete as well as specialised coatings for steel structures and linings to protect process equipment.

Investigation and Survey of Areas to be Protected

Structures and production equipment in the chemical industry are subject to many different stresses. In order to discover the root causes and extent of distress and deterioration, it is essential to carry out a professional Condition Survey and assessment. It is important to balance the cost of the investigative work with the benefits it will provide. However an appropriate survey can often be key to successfully extending the service life. To ensure that you have all of the necessary parameters to make the right refurbishment proposals, Sika provides a Project Request Form which gives clear and useful guidelines with the main criteria to make the right decisions.

For Dry and Wet Areas

Most production areas can be divided into 'dry' or 'wet' processing areas. Flooring systems in 'wet' process areas generally require a higher degree of slip-resistance, which must also be easily cleaned, and yet be resistant to water and chemical exposure. Particularly in the production of quality foodstuffs, a clean floor in the working environment is of crucial importance. 'Dry' processing areas also often require a balance between cleanability and slip resistance to meet the requirements for hygiene, plus health and safety.

Extreme Exposure (Combinations of Wet Conditions, Chemicals, Temperatures and Abrasion)

Sika has a complete range of flooring solutions for industrial applications that require durability under extreme exposure conditions of use. These conditions can vary from severe chemical attack and thermal exposure in the food industry, to high point loading and abrasion in the automotive industry. The Sikafloor® PurCoem® range will perform under the most demanding service environments and meet all of these individual requirements with its flexible design possibilities. This includes a full range of non-slip / anti-odor profiles.

Minimum Down Time for Production

Each day of downtime in production is very expensive in both new facilities and in refurbishment. It is essential to finish all of the construction work within the shortest possible time. Using the fast curing Sikafloor® PurCoem® systems for maintenance and refurbishment projects can reduce the down time to a minimum. Systems can be designed to withstand extreme conditions with various degrees of slip-resistance and with surface finishes that will be easy to clean.



Production and Processing Areas Extreme Exposure (Combinations of Wet Conditions, Chemicals, Temperatures and Abrasion)



Requirements

Heavy Duty Resistant Screed

- High wear resistance
- High chemical resistance
- High thermal shock resistance
- Slip resistance
- Odour-free
- Hygienic
- Coloured
- Easy cleaning (incl. steam)




Medium Duty Resistant Screed

- High wear resistance
- High chemical resistance
- Medium thermal shock resistance
- Slip resistance
- Odour-free
- Hygienic
- Easy cleaning
- Coloured

Broadcast Medium Duty Resistant Screed

- High wear resistance
- High chemical resistance
- Enhanced slip resistance
- Medium thermal shock resistance
- Hygienic
- Coloured

Design / Build-up



Sika System / Performance

Primer: Generally not required. If necessary, use **SikaFloor®-150/161**
Broadcast with quartz sand
Wearing course: **SikaFloor®-20 N PurCem®**
Easy broed grade, heavy duty, 3-4 part modified PU screed
Total layer thickness: 6 - 9 mm



Primer: Scotch coat of **SikaFloor®-21 N PurCem®** or **SikaFloor®-150/161**
Wearing course: **SikaFloor®-20 N PurCem®**
Self-levelling, heavy duty, 3-4 part modified PU screed
Total layer thickness: 4.5 - 6 mm



Primer: generally not required
Base coat: **SikaFloor®-22 N PurCem®**
A 3 - 4 part water based, enhanced slip resistant, self-smoothing, enhanced slip resistant, self-smoothing, polyurethane heavy duty screed. Broadcast with coloured or natural quartz sand.
Seal coat: Optional 1 - 2 x **SikaFloor®-01 N PurCem®**
Total layer thickness: 4.5 - 6 mm



Commercial and Public Buildings Cementitious Underlayment



Requirements

Underlayment / Levelling Screed

- Cementitious self-levelling
- Quick hardening
- Fast application
- Easy to place
- Reduced shrinkage
- Good drying
- Good surface hardness




Cementitious Levelling Screed

- Cementitious self-levelling
- Fast application
- Smooth and pore free surface
- Easy to place
- Low shrinkage
- Fast setting and drying
- Good surface appearance and hardness
- Very low emissions - VOC

High Performance Cementitious Levelling Screed

- Cementitious self-levelling
- Fast application
- Very smooth and pore free surface
- Easy to place
- Low shrinkage
- Fast setting and drying
- Very good surface appearance and hardness
- Very low emissions - VOC

Design / Build-up



Sika System / Performance

Primer: None, Substrate surface dry (S400)
Base coat: **Sika®-Level-01 Primer**
Seal coat: **Sika®-Level-100**
Top layer: Wood floors, tiles, carpet, radiant sheets, polyurethane resin floors etc.
Total layer thickness: approx. 1 - 10 mm




Primer: **Sika®-Level-01 Primer**
Base coat: **Sika®-Level-300**
Top layer: Wood floors, tiles, carpet, radiant sheets, polyurethane resin floors etc.
Total layer thickness: approx. 6.5 - 10 mm



Primer: **Sika®-Level-01 Primer**
Base coat: **Sika®-Level-300**
Top layer: Wood floors, tiles, carpet, radiant sheets, polyurethane resin floors etc.
Total layer thickness: approx. 6.5 - 10 mm



SikaFloor® and Sikagard® Solutions for Tank and Bund Lining



Secondary Containment Areas

To protect the soil and the groundwater is an increasing demand based on the legislations of many governmental authorities to protect the environment. Based on our experience handling many different kinds of chemicals, i.e. acids, bases and solvents, we pushed for the development of special, epoxy resin based, easy to apply coatings to fulfil these requirements. According to German standards the coating has to have crack bridging properties and the chemical resistance has to be tested against various different chemicals.

Sewage Plants

Concrete and steel structures in sewage plants are exposed to different stresses. The waste water passes several steps of cleaning, starting with the mechanical cleaning and sedimentation, followed by biological degradation and finally chemical cleaning. Chemical stress is caused by the waste water, biogenic sulphuric acid corrosion and the chemicals which are added to keep the process running. Mechanical stress is caused by flushing and filling, aggregates transported by the water, water flow and noise. Depending on the area to be protected the right choice of material has to be made.

Potable Water Installations

The interior protection of tanks and pipes in potable water installations is a very sensitive application field. Almost all countries in world do have their own legislations and certification procedures which has to be followed. Main target of the applied protective coatings is to preserve the potable water.

Production and Processing Areas Wet Areas



Requirements

Textured, Coloured Rigid Coating

- Good wear and abrasion resistance
- Good chemical resistance
- Slip resistance
- Easy cleaning
- Coloured




Broadcast Decorative Screed

- High wear resistance
- Medium thermal shock resistance
- Slip resistance
- Coloured

Broadcast Coloured Rigid Screed

- High wear resistance
- Good chemical resistance
- Medium thermal shock resistance
- Slip resistance
- Coloured

Design / Build-up



Sika System / Performance

Primer: **SikaFloor®-150/161**
Coating: **SikaFloor®-204 Thix**
A two part, latex solid, coloured, epoxy binder for textured coating systems.
Total layer thickness: 6.6 - 8.8 mm



Primer: **SikaFloor®-150/161**
Base coat: **SikaFloor®-203 SL**
A two part, latex solid, coloured epoxy binder for self-smoothing coated systems. Broadcast with coloured quartz sand.
Seal coat: **SikaFloor®-102 N**, a latex solid transparent epoxy resin
Total layer thickness: 1.8 - 3 mm



Primer: **SikaFloor®-150/161**
Base coat: **SikaFloor®-203 SL**
A two part, latex solid, coloured, epoxy binder for self-smoothing coated systems. Broadcast with quartz sand.
Seal coat: **SikaFloor®-204**
Total layer thickness: 2 - 4 mm



Commercial, Residential and Institutional Areas Balconies and Stairways




Requirements

Smooth Decorative Weather Resistant Coating

- High wear resistance
- Crack-bridging
- UV-stability

Design / Build-up




Sika System/Performance

Primer: **SikaFloor®-400 N Elastic**
+ 10% Thinner C
Coating: **SikaFloor®-400 N Elastic**
An one part, coloured, highly elastic, moisture curing polyurethane coating.
Total layer thickness: approx. 0.3 - 0.5 mm



Smooth Crack-Bridging Decorative Sealed

- Medium wear resistance
- Highly crack-bridging
- Decorative
- UV Light stability




Primer: **SikaFloor®-100-185**
Sluicing primer: **SikaFloor®-400 N Elastic**
A one part, coloured, highly elastic, moisture curing polyurethane resin for self-smoothing systems (optional sprinkled with coloured flakes).
Sealer: **SikaFloor®-410**
A moisture-curing polyurethane matt sealer.
Total layer thickness: approx. 1 - 2 mm



Break-off Peel Curing Crack Bridging Sealed

- Medium wear resistance
- Medium chemical resistance
- Crack-bridging
- Rapid curing
- Slip resistance
- Decorative



Primer: **SikaFloor®-100-185 Pronto**
Base coat: **SikaFloor®-18 Pronto**
An elastomeric 3-part binder for broadcast systems based on reactive acrylic resins. Broadcast with coloured quartz or natural quartz.
Seal coat: **SikaFloor®-18 Pronto**
optional: **SikaFloor®-Pronto Pigments**.
Total layer thickness: approx. 2 - 4 mm



Production and Processing Areas Minimum Down Time for Production




Requirements

Break-off Peel Curing Sealed

- High wear resistance
- Medium chemical resistance
- Rapid curing
- Slip resistance

Design / Build-up




Sika System/Performance

Primer: **SikaFloor®-100-185 Pronto**
Base coat: **SikaFloor®-14 Pronto**
A three part binder for broadcast systems based on reactive acrylic resins. Broadcast with coloured or natural quartz sand.
Seal coat: **SikaFloor®-16 Pronto**
optional: **SikaFloor®-Pronto Pigments**.
Total layer thickness: approx. 2 - 4 mm



Smooth Peel Curing Decorative Sealed

- Medium wear resistance
- Medium chemical resistance
- Rapid curing
- Decorative




Primer: **SikaFloor®-100-185 Pronto**
Base coat: **SikaFloor®-14 Pronto**
A three part binder for self-smoothing systems based on reactive acrylic resins. Broadcast to excess with coloured flakes.
Seal coat: **SikaFloor®-16 Pronto**
Total layer thickness: 2 - 4 mm



Break-off Peel Curing Elastomeric Sealed

- Medium wear resistance
- Medium chemical resistance
- Thermal shock resistance
- Rapid curing
- Slip resistance
- Decorative



Primer: **SikaFloor®-100-185 Pronto**
An elastomeric three part binder for broadcast systems based on reactive acrylic resins. Broadcast with coloured or natural quartz sand.
Seal coat: **SikaFloor®-17 Pronto**
optional: **SikaFloor®-Pronto Pigments**.
Total layer thickness: 2 - 4 mm



SikaFloor® and Sikagard® for Cleanroom Areas



Introduction

In recent years Sika has developed advanced new flooring and wall coating solutions for cleanroom environments. Manufacturing under cleanroom conditions is increasingly becoming more widespread and demanding, with regards not only to VOC / HAP emissions (Volatile Organic Compounds / Harmful Molecular Contaminants), but also to particle emissions. The number of products which have to be produced and processed under cleanroom conditions is constantly growing, from electronics and automotive to food, pharmaceuticals and cosmetics. In many of these industries, cleanroom manufacturing plus a high degree of component cleanliness are now essential to achieve their desired product quality. The **SikaFloor®-CR** and **Sikagard®-CR** ranges are the "State of the Art" in products specifically developed for floor, wall and ceiling coatings in cleanroom environments.

Application Related Advantages

- Easy to apply with no restrictions compared to a standard epoxy application
- Flexibility in the system build up to cater individual requirements
- Very low odour

Performance Related Advantages

SikaFloor® and **Sikagard®** cleanroom suitable products have been tested to particle emissions, so that the different material coatings can be classified into cleanliness classes in accordance with the international standard ISO 14644 part 1. Furthermore, **SikaFloor®** and **Sikagard®** cleanroom suitable products have been specially designed and tested to meet the stringent odourless requirements for cleanroom environments in accordance with the international standard ISO 14644 part 8.

Individual Design Opportunities

- All clean manufacturing facilities with a controlled level of contamination, such as minimum particle and VOC/HAP emissions
- All manufacturing facilities where cleanroom product performance is demanded to ensure high standards of cleanliness, including those for semi-conductors, optical goods, electronics, textbooks, pharmaceuticals and in the automotive industry and hospitals.

Industrial Alliance Cleanroom Suitable Materials - CSM

The Fraunhofer IPA founded the Industrial Alliance CSM and organizes the clean work topics and coordinates the required research including the recording and analysis of data. The aim of founding the Industrial Alliance "Cleanroom Suitable Materials" was to form a sound scientific basis for assessing the cleanroom suitability of materials and for determining material selection criteria for clean applications.



Test Bench "Material Spec"



Commercial and Public Buildings Comfort Flooring Systems




Requirements

Smooth Low VOC Coloured Elastic Sealed

- Low VOC emissions
- Good wear resistance
- Good impact resistance
- Crack-bridging
- Coloured

Design / Build-up




Sika System/Performance

Sika®-ComfortFloor®
Primer: **SikaFloor®-144-185**
Base coat: **SikaFloor®-330**
Sealer: **SikaFloor®-305 W**
Total system thickness: ca. 2 - 3 mm



Smooth Low VOC Coloured Sound Insulating Sealed

- Low VOC emissions
- Noise absorbent
- Good impact sound insulation
- High comfort
- Good wear resistance
- Good impact resistance
- Crack-bridging




Sika®-ComfortFloor Pro®
Adhesive: **SikaFloor®-Comfort Adhesive**
Roller mat: **SikaFloor®-Comfort**
Regrout: **6010 H**
Floor filler: **SikaFloor®-Comfort Parefiller**
Base coat: **SikaFloor®-330**
Sealer: **SikaFloor®-305 W**
Total system thickness: ca. 8 - 11 mm



Smooth Low VOC Decorative Elastic Sealed

- Low VOC emissions
- Good wear resistance
- Good impact resistance
- Crack-bridging
- Decorative




Sika®-ComfortFloor Decorative®
Primer: **SikaFloor®-144-185**
Base coat: **SikaFloor®-300 N**
Broadcast: Coloured flakes (optional)
Sealer: **SikaFloor®-304 W**
Total system thickness: ca. 2 - 3 mm




Smooth Low VOC Decorative Sound Insulating Sealed

- Low VOC emissions
- Noise absorbent
- Good impact sound insulation
- High comfort
- Good wear resistance
- Good impact resistance
- Crack-bridging
- Decorative



Sika®-ComfortFloor Decorative Pro®
Adhesive: **SikaFloor®-Comfort Adhesive**
Roller mat: **SikaFloor®-Decorative**
Regrout: **4500**
Floor filler: **SikaFloor®-Comfort Parefiller**
Base coat: **SikaFloor®-300 N**
Broadcast: Coloured flakes (optional)
Sealer: **SikaFloor®-304 W**
Total system thickness: 8 - 11 mm



Commercial and Public Buildings Decorative Flooring Systems



Requirements

Water Dispersed, Coloured Roller Coating

- Light to medium wear resistance
- Surface stabilisation
- Prevent concrete dusting
- Coloured




Decorative Roller Coating

- Wear resistance
- Easy cleaning
- Decorative

Smooth Decorative Screed

- Good wear resistance
- Easy cleaning
- Decorative

Design/ Build-up



Sika System/Performance

2 x Sikafloor®-2530 W

A two part, water dispersed, coloured, epoxy resin based coating.
Total layer thickness: 0.15 – 0.25 mm



2 x Sikafloor®-264

A two part, coloured, high build epoxy resin coating, sprinkled with coloured flakes.
Sander: Sikafloor®-204 W
A water dispersed polyurethane based matt sealer.
Total layer thickness: 0.8 – 0.9 mm



Primer: Sikafloor®-100/-101

Base coat: Sikafloor®-253 SL
A two part, total solid, coloured, epoxy binder for self-smoothing screed systems, sprinkled with coloured flakes.
Sealer: Sikafloor®-204 W.
A water dispersed polyurethane based, matt sealer.
Total layer thickness: 1 – 2 mm



Requirements

Low VOC Roller Coating

- Low VOC/IBC emissions
- Low particle emissions
- Medium wear resistance
- Medium chemical resistance
- Easy cleaning
- Coloured
- ISO certificate "Cleanroom Suitable Material"



Smooth Low VOC Screed

- Low VOC/IBC emissions
- Low particle emissions
- High wear resistance
- Good chemical resistance
- Coloured
- ISO certificate "Cleanroom Suitable Material"

Smooth Low VOC Conductive Screed

- Low VOC/IBC emissions
- Low particle emissions
- Conductive
- High wear resistance
- Good chemical resistance
- Coloured
- ISO certificate "Cleanroom Suitable Material"

Design/ Build-up



Sika System/Performance

2 x Sikagard®-183 W CR

A coloured water dispersed epoxy resin based coating for floors and walls.
Total layer thickness: 0.3 – 0.5 mm




Primer: Sikafloor®-144/-145

Wearing course: Sikafloor®-256 CR
A two part, total solid, low emission, coloured, epoxy binder for self-smoothing screed systems.
Total layer thickness: 2 – 3 mm



Primer: Sikafloor®-144/-145

Conductive layer:
Sikafloor®-220 W Conductive
Wearing course:
Sikafloor®-206 ECF CR
A two part, total solid, electrostatic conductive, low emission, coloured, epoxy binder for self-smoothing screed systems.
Total layer thickness: ca. 7 mm



*Notes:
1) The ISO certificate in the brochures are all optional and don't reflect the real state and the requirements of the building.
2) The project related performance requirements such as ISO are all listed on page 16 to 18.



Sikafloor® Solutions for ESD- and Conductive Requirements



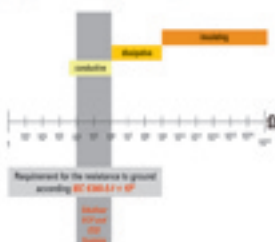
Introduction

In industries where electronic components or volatile chemicals are involved, static electricity can result in significant damage, injury and financial loss. All active electronic components and equipment (e.g. micro-chips, integrated circuits and machinery) are sensitive to electrostatic discharges (also known as ESD events). Even when areas and people are equipped to handle such static sensitive devices, mechanical contact and damage can occur. Sikafloor® ESD (Electro Static Discharge) and ECF (Electrically Conductive Flooring) Systems, can safeguard your entire process. These systems can be designed to produce a floor tailored to meet your specific needs.

Resistant Ranges According to IEC 61340-5-1



Application Range and Requirements



What Does an ESD Event Do?

An ESD event is an Electro Static Discharge, which is basically a spark or micro lightning bolt in effect, which passes from one charged conductive surface to another. This momentarily rapid transfer of what had previously been a static non-moving charge can cause fires, explosions, create heat, light and even sounds. It is this potentially unseen, silent or unheard "micro-lightning" or spark without warning that must be prevented or controlled.

Individual Design

The Sikafloor® Decorative-Floor® range meets the need for individual and decorative designs in commercial, retail and leisure facilities using coloured chips, aggregates or other special fillers. These floors allow you to create many different surface designs, ranging from broadcast to powerfloor finishes.

Sikafloor® ComfortFloor® solutions can be produced in a wide range of different colour shades, with special colours made-to-order. This allows you to create your own individual designs or extend your Corporate Identity onto your floors.

Comfort and Care

Sikafloor® ComfortFloor® solutions for commercial and public buildings areas are soft enough to provide comfort in those areas where personnel stand for long periods of time. These resilient flooring solutions not only reduce footfall noise and horizontal noise transmission, but also resist scratching by deformation and recovery.

Sika®-ComfortFloor® Solutions

- Low VOC emissions
- Noise absorbent
- Good impact sound insulation
- High comfort
- Good wear resistance
- Good impact resistance
- Crack-bridging
- Decorative



Areas with ESD or Conductive Requirements



Requirements

Textured Conductive Coating

- Good wear and abrasion resistance
- Good chemical resistance
- Slip resistance
- Easy cleaning




Smooth Conductive Screed

- High wear and abrasion resistance
- Good chemical resistance
- Coloured
- Easy cleaning

Smooth ESD Screed

- High wear and abrasion resistance
- Good chemical resistance
- Coloured
- Easy cleaning

Design/Build-up



Sika System/Performance

Primer: **SikaFloor®-106/-161**
 Conductive layer: **SikaFloor®-220 W Conductive**
 Textured conductive coating
SikaFloor®-202 AS N Thixo
 A two part, total solid, electrostatically conductive, coloured, epoxy binder for textured coating systems.
 Total layer thickness: 4.0 – 6.0 mm



Primer: **SikaFloor®-106/-161**
 Conductive layer: **SikaFloor®-220 W Conductive**
 Wearing course: **SikaFloor®-202 AS N**
 A two part, total solid, electrostatically conductive, coloured, epoxy binder for self-smoothing screed systems.
 Total layer thickness: approx. 2 mm



Primer: **SikaFloor®-106/-161**
 Conductive layer: **SikaFloor®-220 W Conductive**
 Wearing course: **SikaFloor®-202 ESD**
 A two part, total solid, electrostatically dissipative, coloured, epoxy binder for self-smoothing screed systems.
 Total layer thickness: approx. 2 mm



*Notes
 1) The 20 graphics in this brochure are all symbols and don't reflect the real appearance of the built-up.
 2) The project states performance requirements such as 20 are all listed in page 48 to 50.

Multi-Storey and Underground Car Parks Top Decks and Exposed Areas



Requirements

Broadcast Coloured Flexible Screed

- Static crack-bridging properties up to -10 °C
- Coloured
- Waterproof
- Abrasion resistant




Broadcast Crack-Bridging Coloured Screed

- Dynamic and static crack-bridging properties up to -20 °C
- Coloured
- Waterproof
- Abrasion resistant
- Meets German Standard (DIN 117)

Broadcast-Flex Coating Crack-Bridging Screed

- Crack-bridging properties
- Coloured
- Waterproof
- Abrasion resistant
- Fast cure

Design/Build-up



Sika System/Performance

Primer: **SikaFloor®-106/-161**
 Base coat: **SikaFloor®-300**
 Broadcast: Quartz sand
 Seal coat: **SikaFloor®-300/-300 N**
 A total solid, coloured, flexible, protective waterproofing and wearing surface for car park decks.
 Total system thickness: ca. 2 – 3 mm



Primer: **SikaFloor®-106/-161**
 Wearing course: **SikaFloor®-300 N Elastic**
 Broadcast: Quartz sand
 Seal coat: **SikaFloor®-300/-300 N**
 A total solid, elastomeric, protective waterproofing and wearing surface for car park decks.
 Total system thickness: ca. 3 – 4 mm



Primer: **SikaFloor®-106/-161 Pronto**
 Base coat: **SikaFloor®-10 Pronto**
 Broadcast: Quartz sand
 Seal coat: **SikaFloor®-10 Pronto**
 A total solid, coloured, fast curing, elastomeric, protective waterproofing and wearing surface for car park decks.
 Total system thickness: ca. 2 – 4 mm



SikaFloor® Solutions for Commercial and Public Buildings



Introduction

Sika has designed flooring solutions, especially for the use in schools, museums, retail, leisure, healthcare facilities and other commercial and public buildings.

The Sika flooring range combines individual design with comfort and care including the lowest VOC emissions in order to create a unique flooring experience.

Example of an EPA: Electrostatic Protected Area



	ICC E-1065-5-1	EN61340-5-1 2017	ANSI ESD S 20.20- 2017	ANSI ESD 1307	SikaFloor® BGR 132 (DIN EN 1819)	BS EN 2000
SikaFloor® 202 AS Thixo	✓	✓	✓	✓	✓	✓
SikaFloor® 202 AS	✓	✓	✓	✓	✓	✓
SikaFloor® 202 ESD	✓	✓	✓	✓	✓	✓
SikaFloor® 202 ESD	✓	✓	✓	✓	✓	✓
SikaFloor® 106-161	✓	✓	✓	✓	✓	✓
SikaFloor® 106-161 Pronto	✓	✓	✓	✓	✓	✓

Specification

No specific conductivity or electrical resistance values mentioned in any of the international or national standards in the table shown above are mandatory. The values can be adapted to meet the local requirements by the responsible authorities.

Before applying an ESD or conductive flooring system, Sika always recommends a detailed assessment of at least the following parameters and then for the appropriate values to be agreed and accepted by all of the parties involved:

- Limits for the electrical resistance and body voltage generation
- Methods of Measurement
- Equipment to make these measurements
- Any applicable standards or specifications



Sikafloor® Solutions for Multi-Storey and Underground Car Park



Parking Structures Today

Parking has become a vital part of today's mobile community, especially in metropolitan areas including airports, all of which are growing at an ever faster rate. This means continuously providing more parking spaces by building new car parks and frequently extending and refurbishing existing ones.

Where Do You Like to Park?

Successful parking structures are designed to meet the users' demands, which vary from feeling safe and welcome to knowing that their cars are in a secure environment. Given the stress, people always park in light a bright car park where they feel their property is being looked after and safe.

Investigation and Survey of Existing Parking Structures

Multi-storey and underground car parks are both subject to many different stresses. In or-

der to discover the root causes of distress and deterioration, it is therefore essential to carry out a professional Condition Survey and assessment. It is obviously important to balance the cost of the investigative work with the benefits that the information derived will provide, but an appropriate survey and assessment is often key to the process of successfully maintaining and extending the service life of a parking structure.

New Build

Modern parking structures are essential and integrated into a City's architecture. They are frequently built using 'fast-track' construction techniques, with as much off-site construction as possible, to reduce the disruption in these areas.

Therefore precast and prefabricated sections of steel frames and concrete decks and stairways are usually combined in composite structures for new car parks.

The adequate protection of new build car parks will prevent a cost intensive refurbishment in the future.

Refurbishment

Most of Europe's existing multi-storey car parks have been built since 1940 and they are predominantly of reinforced concrete construction, many also have a history of early deterioration, structural defects and shortcomings in safety. This is due to poor design, poor construction, low standards of maintenance and repair, or a combination of all three. The exposure is more similar to that of bridges and as a result, deterioration, particularly reinforcement corrosion due to the effects of de-icing salts, has had a major impact on their durability. The closure of many areas and even whole car parks for costly repair or replacement has been necessary. These bad experiences have served to emphasize the need for improved performance in design, workmanship and the materials selection, to ensure the performance and safety of new and existing car parking structures.

Multi-Storey and Underground Car Parks Ground Bearing Slabs



Requirements

Weathered Finish for Concrete

- Economical hardware
- Good abrasion resistance
- Good impact resistance
- Colours available

Broadcast ECC Coloured Screed




- Medium wear resistance
- Medium thermal shock resistance
- Slip resistance
- Coloured

Broadcast Coloured Rigid Screed

- Highly abrasion resistant
- Coloured
- Waterproof
- Impact resistance
- Meets German Standard (DIN 5)

*Notes:
1) To be 50 grades in this brochure on all concrete and not 1000
2) Refer to the data sheet and the technical specifications of the base slab
3) The project related performance requirements such as in all cases of listed in page 40 to 42

Design/Build-up



Sika System/Performance

Weathered concrete slab using **Sikament®** or **Sika® ViscoCrete®** SGC Technology. Dry shake floor hardener **Sikafloor®-3 QuartzTop** applied to the fresh concrete slab before the power-float finish, surface cured and sealed with **Sikafloor®-Proseal-22** or **Sikafloor®-Proseal-22**



Primer: **Sikafloor®-100 W**
Base coat: **Sikafloor®-01 EpoGreen®**
Broadcast: Quartz sand
Seal coat: **Sikafloor®-204**
Total system thickness: 2 – 4 mm



Primer: **Sikafloor®-101**
Base coat: **Sikafloor®-01 EpoGreen®**
Broadcast: Quartz sand
Seal coat: **Sikafloor®-204**
A total solid, coloured, protective water-proofing and wearing surface for car park decks.
Total system thickness: ca. 1 – 3 mm



Multi-Storey and Underground Car Parks Intermediate Decks



Requirements

Broadcast Coloured Rigid Screed

- Highly abrasion resistance
- Coloured
- Waterproof
- Impact resistance
- Meets German Standard (DIN 5)




Broadcast Coloured Flexible Screed

- Stable crack-bridging properties up to -10°C
- Coloured
- Waterproof
- Abrasion resistant

Broadcast Fast Curing Screed

- Abrasion resistant
- Coloured
- Waterproof
- Fast cure

Design/Build-up



Sika System/Performance

Primer: **Sikafloor®-101** (optional)
Base coat: **Sikafloor®-01 EpoGreen®**
Broadcast: Quartz sand
Seal coat: **Sikafloor®-204**
A total solid, coloured, protective water-proofing and wearing surface for car park decks.
Total system thickness: 1 – 3 mm



Primer: **Sikafloor®-100/101**
Base coat: **Sikafloor®-01 EpoGreen®**
Broadcast: Quartz sand
Seal coat: **Sikafloor®-204/200 W**
A total solid, coloured, elastomeric, protective waterproofing and wearing surface for car park decks.
Total system thickness: ca. 2 – 3 mm



Primer: **Sikafloor®-102 Pronto**
Base coat: **Sikafloor®-04 Pronto**
Broadcast: Quartz sand
Seal coat: **Sikafloor®-18 Pronto**
A total solid, coloured, fast curing, protective waterproofing and wearing surface for car park decks.
Total system thickness: ca. 3 – 4 mm



Requirements

Smooth Chemical Resistant Conductive Screed

- High wear and abrasion resistance
- High chemical resistance
- Coloured
- Easy cleaning




Smooth Flexible Chemical Resistant Conductive Screed

- High wear and abrasion resistance
- High chemical resistance
- Crack-bridging
- Coloured
- Easy cleaning

Heavy Duty Weathered Finish for Concrete


- Excellent abrasion resistance
- Excellent impact resistance
- Extreme durability
- Conductive properties

Design/Build-up




Sika System/Performance

Primer: **Sikafloor®-100/101**
Conductive layer: **Sikafloor®-200 W Conductive**
Wearing course: **Sikafloor®-301 AS**
A two part, total solid, highly chemical resistant, electrostatically conductive, coloured, epoxy binder for self-smoothing screed systems.
Total layer thickness: approx. 2 mm



Primer: **Sikafloor®-100/101**
Conductive layer: **Sikafloor®-200 W Conductive**
Wearing course: **Sikafloor®-300 AS**
A two part, total solid, highly chemical resistant, electrostatically conductive, crack-bridging, coloured, epoxy binder for self-smoothing screed systems.
Total layer thickness: approx. 2 mm



Weathered concrete slab using **Sikament®** or **Sika® ViscoCrete®** SGC Technology. Dry shake floor hardener **Sikafloor®-1 MegaTop** applied to the fresh concrete slab before the power-float finish, surface cured and sealed with **Sikafloor®-Proseal-22**

